




a coesia brand



FANLESS HEATSINK ASTRIAL KIT

Annex Manual

04/2025-00-1E000497



a coesia brand



SYSTEM CERAMICS s.p.a. B.L. SYSTEM ELECTRONICS

Via Ghiarola Vecchia, 73

41042 Fiorano (MO) - Italy

www.systemelectronics.com

e-mail: info@systemelectronics.com

Systemelectronics.ai

Revision	Revision history	Pages
00	Draft	-



a coesia brand

This manual applies to the product codes:

FANLESS HEATSINK ASTRIAL KIT 1E000497

Publication issued by: SYSTEM CERAMICS S.p.A. B.L. SYSTEM ELECTRONICS

Revision: 00 of 04/2025

© 2025 - All rights reserved

Translation of the original instructions: English

DISCLAIMER

All information in this manual is correct at the time of publication.

The contents of this manual are subject to change without notice.

SYSTEM CERAMICS S.p.A. B.L. SYSTEM ELECTRONICS assumes immeasurable liability for technical or editorial errors in this document only in cases of gross negligence or culpable personal injury. It otherwise does not assume such liability to the extent permitted by law. Liability in cases where the law provides for mandatory unlimited liability (such as product liability), however, remains the same. Liability is excluded in the case of business interruption, indirect damage, consequential damage, loss of profit or loss of information and/or data, in particular for damage directly or indirectly attributable to the supply, performance and use of this product. SYSTEM CERAMICS S.p.A. B.L. SYSTEM ELECTRONICS notes that the software and hardware names and brand names of the respective companies used in this document are subject to the general protection of trademarks or patents.

The hardware and software of third-party providers referred to herein are subject exclusively to the respective terms of use of those third-party providers.

SYSTEM CERAMICS S.p.A. B.L. SYSTEM ELECTRONICS accepts no liability whatsoever for the contents of this document. Any recommendations made by SYSTEM CERAMICS S.p.A. B.L. SYSTEM ELECTRONICS are not contractual content, but merely non-binding information for which no liability is accepted. When using hardware and software of

third-party providers, the relevant user documentation of these third-party providers must also be consulted and, in particular, the safety guidelines and technical specifications contained therein must be observed.

The compatibility of SYSTEM CERAMICS S.p.A. B.L. SYSTEM ELECTRONICS products described in this document with hardware and software of third-party providers does not constitute contractual content, unless this has been agreed separately in individual cases; in this regard, however, the guarantee of such compatibility is excluded, and it is the sole responsibility of the customer/user to check such compatibility in advance.

This product meets the safety requirements of the following standards:

- REACH REGULATION (EU) No.1907/2006. General product safety



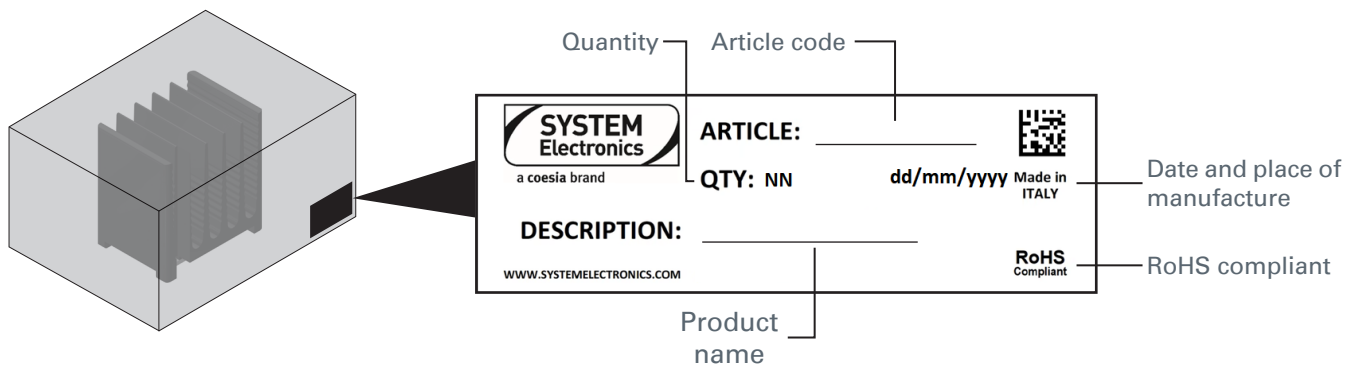
General information

Thank you for choosing FANLESS HEATSINK ASTRIAL KIT. KIT consisting of a heatsink, and a gap pad, which offers two assembly options depending on the support on which it is installed:

- CASE #1 "Carrier without spacers";
- CASE #2 "Carrier with spacers".

Please read this manual and keep it with care. The information it contains will be indispensable for correct installation and safe use. With this manual, SYSTEM ELECTRONICS wishes to establish a cooperative relationship with you in order to perfect our product to make it more versatile for your needs. That is why we kindly ask you to notify us of any errors, oversights, malfunctions, suggestions, comments, opinions, by writing to the contacts you will find in this manual.

Product identification



As stated on the product label, it complies with the following regulations:

- RoHS (Restriction of Hazardous Substances): restriction on the use of certain hazardous chemical substances in Electrical and Electronic Equipment (EEE), such as lead, mercury, cadmium, hexavalent chromium, polybrominated biphenyls (PBB) and their ethers (PBDE), and certain phthalates.

Availability

For the documentation, see [System Electronics.ai](http://SystemElectronics.ai)

Technical support

EBV, as an authorised reseller of the product, is available for a first level contact to customer and for any additional information or clarification required.

If necessary, please contact (site EBV)

In case of deeper technical expertise support is needed, the manufacturer support service is available for clarification or contact and intervention by specialists.

Always specify:

- Customer's name and identification data;
- The product identification data, such as: code and model.

If necessary, please contact:

SYSTEM CERAMICS s.p.a. B.L. SYSTEM ELECTRONICS

Via Ghiarola Vecchia, 73

41042 Fiorano (MO) - Italy

www.systemelectronics.com

e-mail: info@systemelectronics.com

Systemelectronics.ai

NOTES

Always purchase original or equivalent spare parts if authorised in writing by SYSTEM ELECTRONICS

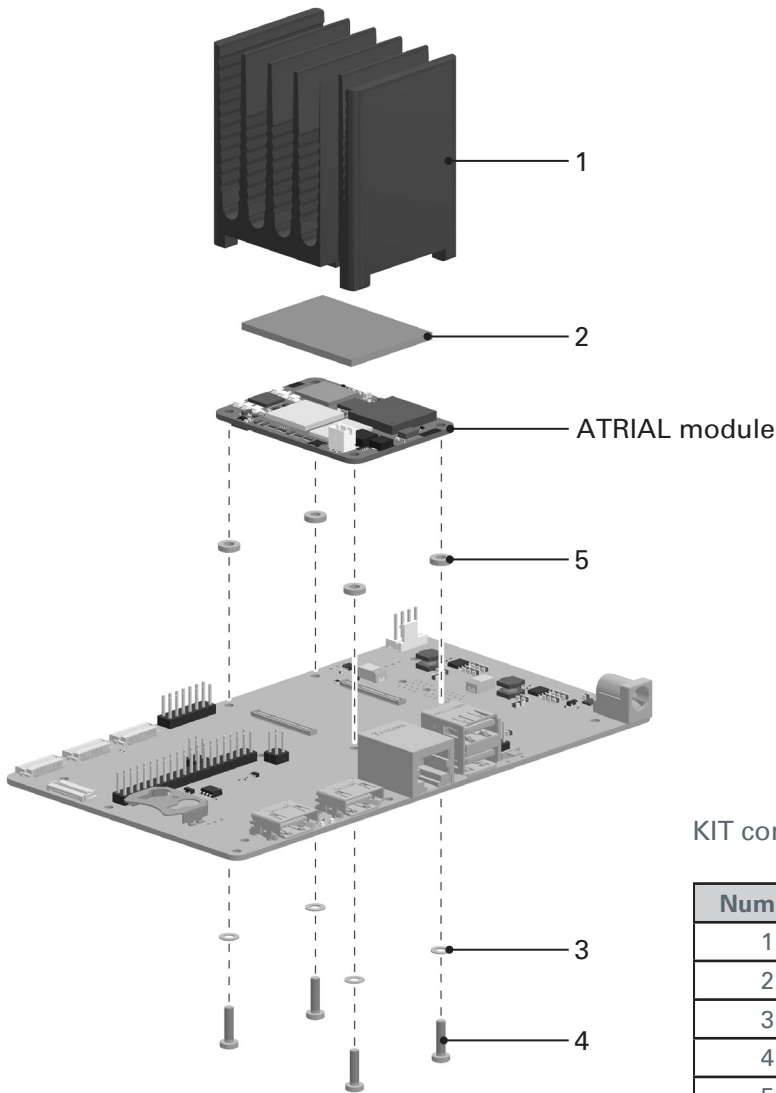
Assembly sequence: CASE #1 "Carrier without spacers"

To prevent board damages due to bending please put the provided spacers "5" between Astrial module and carrier board.

Use 4 DIN 7985 M2.5X10 screws "4" and DIN 137A M2.6 washers "3" to secure the KIT to the module with a tightening torque of 0.4 Nm in order to avoid damage to the module.

CAUTION!

*Remove the gap pad protective liners before use.
It is not recommended to reuse the gap multiple times.*



KIT contents:

Number	Description	QTY
1	HEATSPREADER	1
2	GAP PAD ULTRASOFT 2MM	1
3	DIN137A WAVY WASHER M2.6	4
4	DIN 7985 2,5X10 SCREW	4
5	1.5 mm SPACER	4

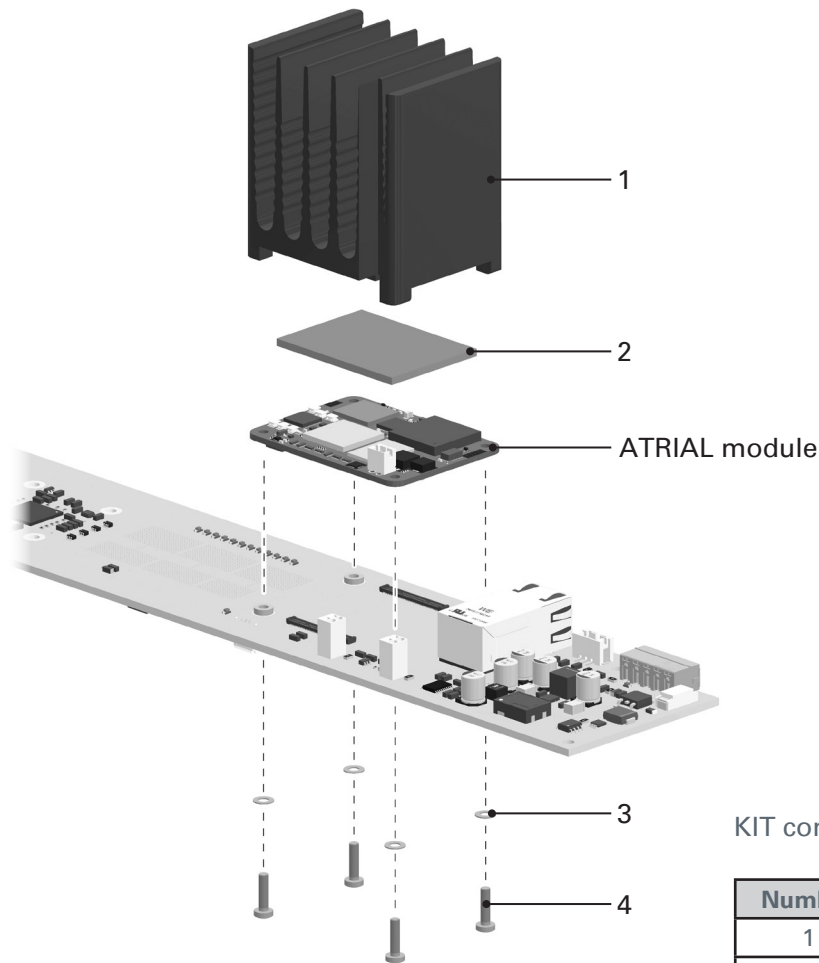
Assembly sequence: CASE #2 "Carrier with spacers"

To prevent board damages due to bending please put the provided spacers "5" between Astrial module and carrier board.

Use 4 DIN 7985 M2.5X10 screws "4" and DIN 137A M2.6 washers "3" to secure the KIT to the module with a tightening torque of 0.4 Nm in order to avoid damage to the module.

CAUTION!

*Remove the gap pad protective liners before use.
It is not recommended to reuse the gap multiple times.*



KIT contents:

Number	Description	QTY
1	HEATSPREADER	1
2	GAP PAD ULTRASOFT 2MM	1
3	DIN137A WAVY WASHER M2.6	4
4	DIN 7985 2,5X10 SCREW	4

Decommissioning and disposal

DANGER!


Switch off the power supply before disconnecting the cables and dismantle the parts to be disposed of

The Module must be dismantled and disassembled completely before being disposed of.

- Plastic enclosure parts must be taken to a plastic recycling centre.
- Stainless steel parts must be taken to a metal recycling centre.
- Electronic components and/or printed circuit boards must be disposed of in compliance with national regulations for the disposal of electronic products.

WARNING!

*Dispose of the various materials so that they can be recycled in compliance with the regulations in force in the country of use.
Nationally, the European Union Act 2018 amended Legislative Decree 49/2014, in compliance with Directive 2012/19/EU on waste electrical and electronic equipment (WEEE).*





a coesia brand